

MEET CAROLINA'S NEWEST CLASS

This fall, Carolina welcomed
5,303 students as members of
the entering class of 2020.

They include 4,444 first-year and 859 transfer students ready to grow, learn, and make each other better. Students were selected from 47,607 applicants.

This class includes 4,376 students from North Carolina and 927 out-of-state students who hail from:

52
countries

44
states
and Washington D.C.

97
N.C. counties
*36% of all NC students
are from rural counties*

20% of Carolina's newest students will be the first in their families to graduate from college.

236 first-year students graduated from schools served by the Carolina College Advising Corps.

39% qualified for need-based aid.

44% of enrolling transfer students most recently attended a North Carolina Community college.



MEET MARY GRACE

At 64, Mary Grace has been an activist, mother, teacher, student, and world traveler — now she's a Carolina student. At UNC, she plans to create her own major studying trauma and resilience.

"Because of what I've seen across the world, I'm really interested in adverse childhood experiences and how they affect the body itself — the ability to think and learn, and heal."

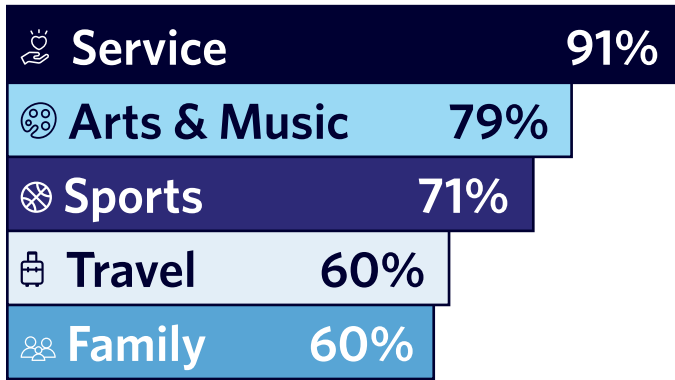
After all her travels, Mary is staying close to home this semester and taking advantage of Carolina Away, a program that lets her take courses online and participate in small-group experiences with classmates and faculty.



582
students participated
in Carolina Away

THEY'RE ACCOMPLISHED


Top Extracurricular Activities



MEET MAX

New Tar Heel Max Masiello started making electronic music out of his bedroom in Asheville, N.C., and by the end of high school, had created a unique sound, released an album, and garnered hundreds of thousands of streams online.

79 percent of incoming students participated in artistic or musical extracurricular activities while they were in high school.



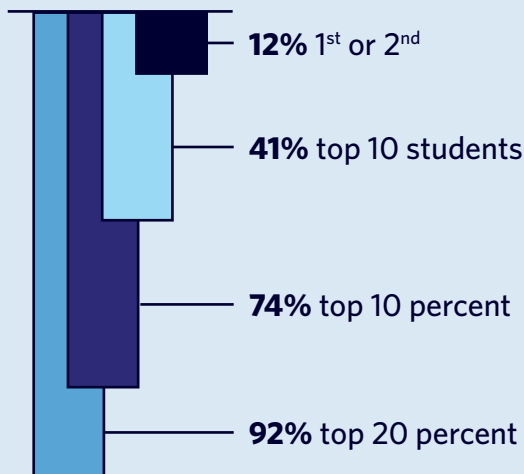
49% served as president of a class or club

33% captained a varsity team

36% conducted research outside of class

Rank in High School Class

OF THE 71% OF ENROLLING FIRST-YEAR STUDENTS REPORTING THEIR CLASS RANK:




Success on Examinations

3,496 STUDENTS SUBMITTED 25,221 ADVANCED PLACEMENT OR INTERNATIONAL BACCALAUREATE SCORES.

82% of submitted scores demonstrated subject matter mastery.

SAT AND ACT*



*Middle 50% of students' highest reported scores. ACT scores have been converted in the SAT critical reading and math scale.

THEY'RE COMPLEX & UNIQUE

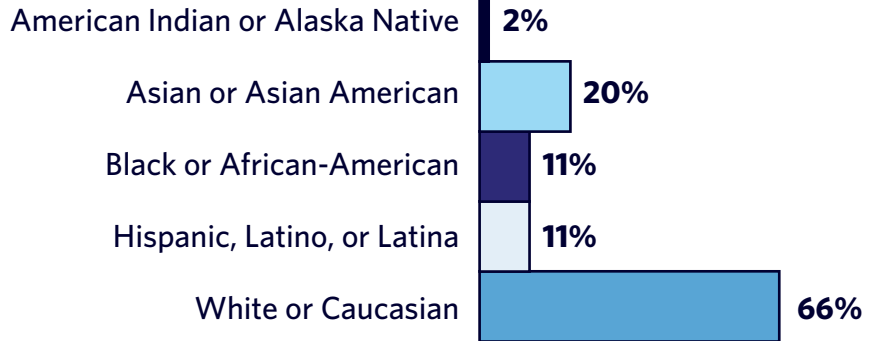
Languages Other Than English

SPOKEN BY ENROLLING STUDENTS:

French	3%
Hindi	2%
Korean	1%
Mandarin	5%
Spanish	15%

- 70% contributed to a cause they believe in
- 30% participated in an academic or professional internship
- 16% founded an organization
- 49% participated in a faith community

How Students Identify*



*Students are included under all the race or ethnicity categories with which they self identify.

THEY'RE SUPPORTED

Top Parent Professions

IN FAMILIES OF ENROLLING FIRST-YEAR STUDENTS, AT LEAST ONE PARENT WORKS AS:

5% Accountant	10% Homemaker
34% Business owner or executive	3% Laborer
7% Computer programmer	5% Lawyer or Judge
16% Educator	2% Military
8% Engineer	10% Salesperson
13% Health professional	2% Social worker
	2% Scientific researcher



This year, **12%** of incoming students are Carolina Covenant Scholars, a program designed to help students graduate debt-free.

48% of enrolling Covenant Scholars ranked in the top 10 students in their high school class.



35%

of first-year students have at least one parent born outside the U.S.

PARENTS' EDUCATION

at least one parent earned:

- 96% high school diploma
- 85% 2- or 4-year degree
- 47% graduate education

THEY HAVE HIGH EXPECTATIONS

University Characteristics

MOST IMPORTANT TO ENROLLING STUDENTS

- #1** Quality of academic experience, overall and in major
- #2** Value
- #3** Preparation for graduate school and/or career
- #4** Welcoming, inclusive environment
- #5** Quality of Faculty

Top 5 Intended Majors

OF ENROLLING STUDENTS*

- 1** Biology
- 2** Business
- 3** Psychology & Neuroscience
- 4** Computer Science
- 5** Political Science

87%

plan to **continue their education** after earning an undergraduate degree.

*Excludes 5% of undecided students

Future Careers

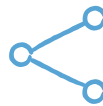
MOST MENTIONED BY ENROLLING STUDENTS



Physician



Business Executive



Researcher



Lawyer or Judge



Engineer

MEET LUIS

A life-changing accident left first-year student Luis Sanchez unable to regain his full ability to walk for nearly a year in high school. As he rediscovered his mobility, he also discovered a passion: biomedical engineering and its ability to help others.

Luis' empathy and his desire to use his education to help others, mean he'll be in good company at Carolina: *95 percent of incoming students say they want to deepen their appreciation, respect, and empathy for others.*



95%

of enrolling students are seeking...

to get better at leading, serving and working with people from different backgrounds.

to exchange and engage with a broad range of ideas, perspectives, and visions.