

MEET CAROLINA'S NEWEST CLASS

This fall, Carolina welcomed **5,002 students** as members of the entering class of 2019. They include **4,182 first-year** and **820 transfer** students ready to grow, learn, and make each other better. Students were selected from **47,940 applicants**, a 14th consecutive year of record applications.

The class includes **4,067 students from North Carolina** and **935 out-of-state students** who hail from:



54 countries

these global students represent **5%** of all incoming students



45 states

and Washington D.C.



97 NC counties

36% of all NC students are **from rural counties**



206

first-year students graduated from schools that are served by the



Carolina College Advising Corps



41%

qualified for **need-based aid**

40%

of enrolling transfer students most recently attended a **North Carolina Community College**



THEY'RE FIRST

21%

of Carolina's new students will be the first in their families to graduate from college

17%

of enrolling first-generation college students ranked 1st or 2nd in their class

MEET IZZIE ESTES

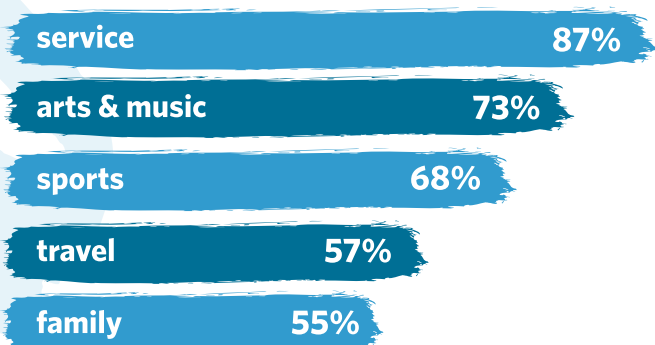
Inspired by growing up at the Outer Banks, Izzie plans to major in environmental science at Carolina, where she'll be the first in her family to go to college. During high school, Izzie played three types of saxophone, worked at Starbucks to help pay for her extracurricular activities, and learned to blaze her own trail.

"Being surrounded by opportunity excites me the most about Carolina, and being surrounded by people who are just as eager to embrace the opportunities that are being provided to them."

THEY'RE ACCOMPLISHED

Extracurricular Activities

Top Activities



46% served as **president** of a class or club



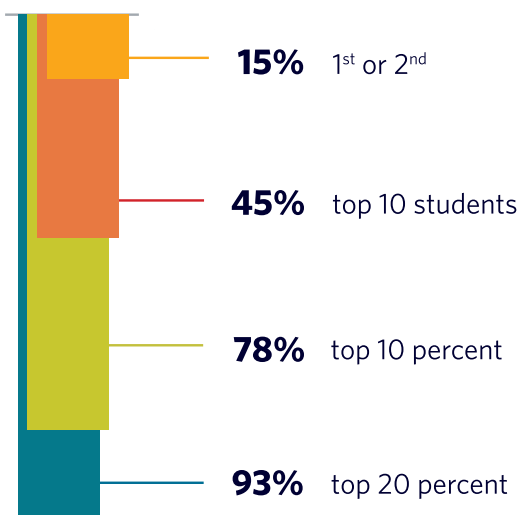
31% **captained** a varsity team



31% **conducted research** outside of class

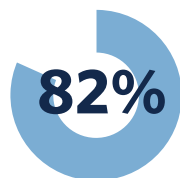
Rank in High School Class

Of the **69%** of enrolling first-year students reporting their class rank:




Success on Examinations

3,350 students submitted **24,988** Advanced Placement or International Baccalaureate scores.



of submitted scores demonstrated subject matter mastery.

SAT and ACT*



*Middle 50% of students' highest reported scores. ACT scores have been converted to the SAT critical reading and math scale.

THEY'RE COVENANT SCHOLARS

This year, **14%** of incoming students are **Carolina Covenant Scholars**. Knowing that students from low-income families face extra challenges when it comes to paying for college, the Carolina Covenant was designed to help those students graduate from Carolina debt-free, meeting 100% of their demonstrated need with grants, scholarships, and work-study.

45%

of enrolling Covenant Scholars ranked in the top 10 students in their high school class

57%

of enrolling Covenant Scholars served in a leadership role while in high school

THEY'RE COMPLEX & UNIQUE

63% contributed to a cause they believe in

28% participated in an academic or professional internship

16% founded an organization

baptist • christian • roman catholic • methodist
presbyterian • episcopalian • agnostic • jewish • hindu

40% participated in a
faith community

lutheran • muslim • church of christ • eastern orthodox
LDS • buddhist • seventh day adventist

Languages Other Than English

spoken by enrolling first-year students:

French	4%
Hindi	2%
Korean	1%
Mandarin	7%
Spanish	16%

How Students Identify*

American Indian or Alaska Native	2%
Asian or Asian American	18%
Black or African-American	12%
Hispanic, Latino, or Latina	10%
White or Caucasian	67%

*Students are included under all the race or ethnicity categories with which they self identify.

THEY'RE SUPPORTED


34% of first-year students have at least one **parent born outside the U.S.**

Parents' Education
at least one parent earned:
97% high school diploma
85% 2- or 4-year degree
46% graduate education

Top Parent Professions

in families of enrolling first-year students, at least one parent works as:

2%	Active-duty military or first responder
1%	Actor, artist, musician
34%	Business owner or executive
16%	Educator
9%	Engineer or architect
17%	Health professional
11%	Homemaker
6%	Laborer or tradesperson
5%	Lawyer
10%	Salesperson



THEY HAVE HIGH EXPECTATIONS

University Characteristics most important to first-year students

- #1 Career preparation
- #2 Academic quality of students and faculty
- #3 Welcoming, inclusive environment

Top 5 Intended Majors

of enrolling students*

- 1 Biology
- 2 Business
- 3 Psychology & Neuroscience
- 4 Computer Science
- 5 Political Science

*Excludes 14% of undecided students

89% plan to **continue their education** after earning an undergraduate degree

Enrolling students are seeking

96%

to get better at leading, serving, and working with people from different backgrounds

95%

to exchange and engage with a broad range of ideas, perspectives, and visions

94%

to deepen their appreciation, respect, and empathy for other people

Future Careers

most mentioned by enrolling students



THEY'VE TRAVELED DIFFERENT PATHS

6%

of incoming transfer students are active duty military or veterans

28%

of all enrolling students hope to pursue a career in healthcare

MEET ABEL MIRANDA

Abel grew up without health insurance, which meant skipping doctor visits and avoiding injuries by not playing on the middle school football team. Illness or injury could have turned his family's world upside down. Abel hopes that transferring to UNC after serving five years as a Marine Corps medic will set him on his path toward medical school and help him lift that burden for other families.

"I feel like it's a responsibility to take these things that I've been lucky to learn in my life and put them to good use."

